

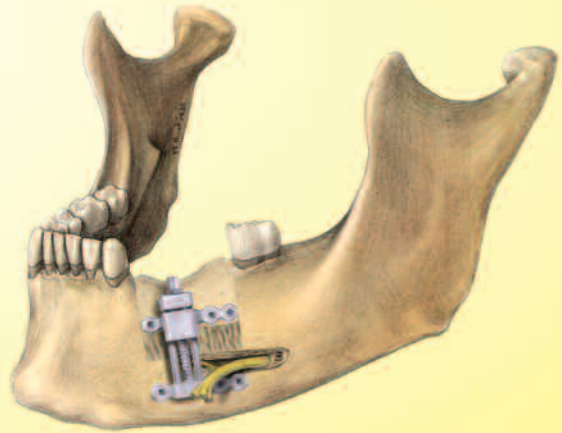
BONE GRAFT COURSE, GRONINGEN

Preprosthetic/ Preimplant Surgery

March 11th – 13th, 2009
Groningen, The Netherlands

Preprosthetic
Reconstructive Surgery

- Hands-on, fresh frozen cadaver course
- Limited attendance (20 participants)



S.O.R.G. Strasbourg Osteosynthesis Research Group

In cooperation with:

Wenckebach Institute, Groningen

Course Chairman:
Jeroen Fennis, Arnhem, NL



Wenckebach Instituut

Universitair Medisch Centrum Groningen

S.O.R.G. ACADEMY

BONE GRAFT COURSE GRONINGEN

March 11th – 13th, 2009

Aim of the Course:

Course participants will learn the basic anatomy and harvest techniques as well as the indications, treatment planning and pitfalls for the most commonly used bone graft procedures in reconstructive preprosthetic surgery. The use of fresh cadavers offers a unique opportunity to see and explore the anatomy as well as perform the operations in an ideal setting. Two participants will be allocated to each cadaver and so each will be able to perform and assist in each procedure with the assistance of 6 experienced Maxillofacial reconstructive surgeons as tutors. The course is supported by video demonstrations.



*Course Chairman:
Jeroen Fennis,
Arnhem, NL*

Organizing Committee:

Ruud Bos, Groningen, NL
Jeroen Fennis, Arnhem, NL
Oliver Scheunemann, Tuttlingen, D

Faculty:

Selcuk Basa, Istanbul, TK
Johannes Hidding, Moenchengladbach, D
Stefan Lundgren, Umea, S
Gerry Raghoobar, Groningen, NL
Camilo Roldán, Regensburg, D
Henning Schliephake, Goettingen, D
Henk Verdonck, Maastricht, NL

Preprosthetic & Reconstructive Surgery

Course venue:

University Medical Centre Groningen
Hanzeplein 1
NL-9700 EZ Groningen
The Netherlands

Attendance / Fee:

EUR 1,995.-
(surgeons and surgeons in training)

Registration before December 15th, 2008
10% reduction

Course is limited to max. 20 participants

Registration and Information:

Address: Wenckebach Institute Groningen
Hanzeplein 1
NL-9713 EZ Groningen

Postal code: Postbus 30.001
NL-9700 RB Groningen

Tel.: ++31 (0) 50 361 90 24
or ++31 (0) 50 361 90 24

Fax: ++31 (0) 50 361 18 19

E-Mail: paog@wenckebach.umcg.nl
Website: www.wenckebachinstituut.nl
www.sorg-group.com

PROGRAM

March 11th, 2009 Course Day 1

09:00 a.m. Welcome and Introduction by the Course Chairman

09:10 a.m. Analysis of Soft Tissue and Bone Tissue Defects
Use of diagnostic set-up in grafting procedures

09:55 a.m. Regional Bone and Cranial Bone Grafts
Anatomy and Technique of Harvesting

10:40 a.m. Discussion

11:00 a.m. Coffee Break

11:30 a.m. Iliac Crest Bone Grafts
Anatomy and Technique of Harvesting

12:15 p.m. Differential Indications and Criteria for Selection of
Different Bone Grafts

12:45 p.m. Discussion

01:00 p.m. Lunch Break

02:00 p.m. Distraction Osteogenesis – Indications and Technical Procedures

02:45 p.m. Onlay / Veneer grafting – Planning of Bone Grafting Procedures,
Placement and Fixation of Different Types of Bone Grafts

03:30 p.m. Discussion

03:30 p.m. Coffee Break

04:00 p.m. Grafting of the Maxillary Sinus Floor
and Le Fort-Downgrafting

04:30 p.m. Adjunctive Measures – Platelet Rich Plasma, Membranes
Biomaterials

05:00 p.m. Complications – How to avoid, how to handle

05:30 p.m. Discussion

06:00 p.m. End of Course Day I – Course dinner

PROGRAM

March 12th, 2009 Course Day 2

- 08:00 a.m. Cadaver Dissection:
Graft Procurement:
Regional Bone Grafts, Cranial Bone Grafts
- 10:30 a.m. Cadaver Dissection:
Bone Grafting:
Onlay Bone Grafts, Veneer Grafts
- 12:00 noon Discussion

12:30 p.m. Lunch Break

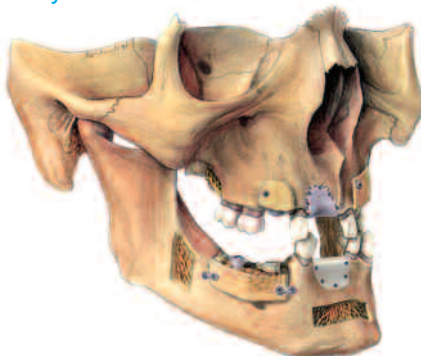
- 02:00 p.m. Cadaver Dissection:
Graft Procurement:
Iliac Crest Bone Grafts, Anterior / Posterior Crest

03.30 p.m. Coffee Break

- 04:00 p.m. Cadaver Dissection:
Bone Grafting:
Onlay Bone Grafts with Simultaneous Implant Placement
Soft Tissue Surgery
- 05:30 p.m. Discussion

06:00 p.m. End of Course Day II

07:00 p.m. Dinner



PROGRAM

March 13th, 2009 Course Day 3

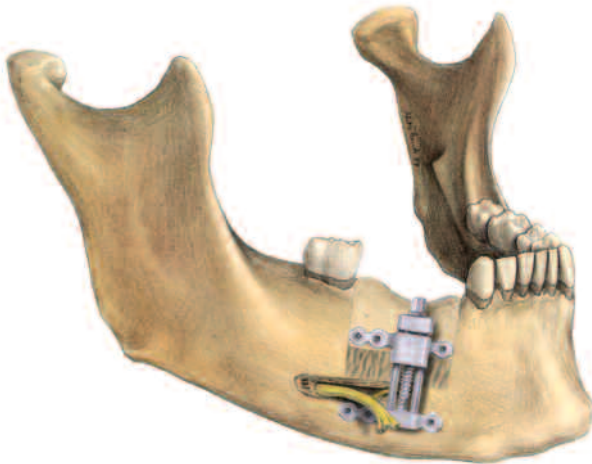
08:00 a.m. Cadaver Dissection:
Alveolar Distraction Osteogenesis
10:30 a.m. Sinus Lift Surgery w w/o implant placement
12:30 p.m. Lunch Break
01:00 p.m. Cadaver Dissection

03.00 p.m. Coffee Break

03.30 p.m. Panel discussion
(case presentations by participants)

05:00 p.m. Farewell

06:00 p.m. End of Course day III



GRONINGEN

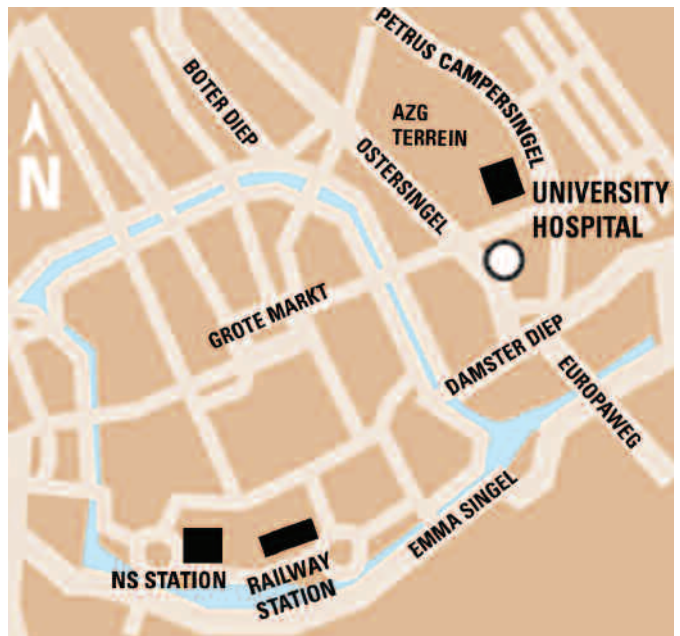
Hotel recommendation

NH Groningen Hotel
Hanzeplein 132
NL-9713 GW Groningen

Tel.: ++ 31 (0) 50 584 81 81

www.nh-hotels.com
nhgroningen@nhhotels.nl

Please indicate on registration form
if hotel accomodation is required.



Registration Form

Please type/print your name and address:

Title First name Family name

Hospital

Address

City Country

Phone No.

Fax No.

E-Mail

Bone Graft Course, Groningen

March 11th – 13th, 2009

Please return to:

Wenckebach Institute Groningen

"Bone Graft Course"

P.O. Box 30.001

NL 9700 RB Groningen

Payment

An amount of EUR 1,995.- has been:

- remitted to the SNS-bank, account number 090.85.61.180 of the Wenckebach Institute Groningen.

Quoting: IBAN: NL19 SNSB 0908561180 and SWIFT-address: SNSB NL 2A and '0365/0877'

- guaranteed by credit card, following details are required; type of credit card:
 Eurocard MasterCard American Express Diners Visa

Family name and initials: _____

Address & Home number: _____

Zip-code / City: _____

Cardnumber: _____

Card Validation Code (CVC): _____

(7 numbers see backside of your card): _____

Date of expiry: _____

Signature: _____ Date: _____

Payment (for Dutch residents):

Verleent hierbij éénmalig en onherroepelijk machtiging aan het Wenckebach Instituut Groningen, Hanzeplein 1, NL-9713 EZ Groningen, SNS bankrekeningnummer 090.85.61.180 om het bedrag van EUR 1.995,- ineens van onderstaande bankrekening af te schrijven.

Bankrekening:


t.n.v. (*): te

(*) alleen invullen indien anders dan naam en woonplaats onder-getekende

Signature: _____ Date: _____

Payment should be made in Euro. Please indicate clearly your name and address and your signature.

You can also send this form by fax: ++ 31 (0) 50 36 11 819



A Revolution in Cranio-Maxillofacial Osteosynthesis

SonicWeld Rx®

Experience all benefits of a unique and revolutionary osteosynthesis technique worldwide:

- 100% amorphous and biodegradable thanks to pure PDLLA
- Highest stability thanks to cortical as well as cancellous anchorage and immediate locking effect between PDLLA pin and plate
- Unprecedented application and safest handling thanks to ultrasonic driven introduction of the resorbable materials

Surgical Innovation is our Passion.

KLS martin
GROUP